

GENERAL DESCRIPTION

Door, frame and accessories with 30 min fire resistance and acoustic insulation rating up to 34dB.

Double leaf, overpanel and glazing options.

Product suitable for installation in places with fire resistance and acoustic insulation requirements.

ACCREDITATION

Fire certification as per BS 476 Part 22.

FD30 rating as per BS 476 PART 22.

Acoustic insulation test as per ISO 10140 and ISO 717-1.

DOOR

Perimeter structure in wood rails and stiles, medium density chipboard interior with characteristics as per EN 13986.

MDF facing, features as per standard EN 13986.

Lippings in dense wood, wood veneer, finish foil or painted to match the facing.

Thickness: 44 mm.

Available in models from the Essential, Exclusive and Classic ranges.

Chipboard or fibre panels and profiles in wood or with a finish to match facing.

FRAME

Dense plywood jamb, features according to EN 13986.

Plywood architrave, features according to EN 13986.

Intumescent seals and strips with specifications according to performed test.

FINISHES

Naturdor® - Real wood veneer, Stained real wood veneer or SL (Straight line veneer).

Dekordor® - 3D (Embossed laminate) HD (Heavy Duty, continuous pressure laminate) or

SD (Standard Duty, finish foil)

Lacdor - Satin white or white lacquered

IRONMONGERY & OTHERS

Stainless steel CE marked YSE lock for emergency exits.

Stainless steel CE marked YDI lock with interior unlocking.

4" stainless steel CE marked hinges.

Threshold for 34dB acoustic insulation.

OPTIONS

Recessing for electronic lock.

Automatic drop seal for 33dB acoustic insulation.

Invisible door closer or with scissor arm.

Invisible hinges.

Eye viewer.

Anti panic bar.

Anti smoke seal.



FD30



ACOUSTIC



RW34dB



RW33dB



ANTI SMOKE



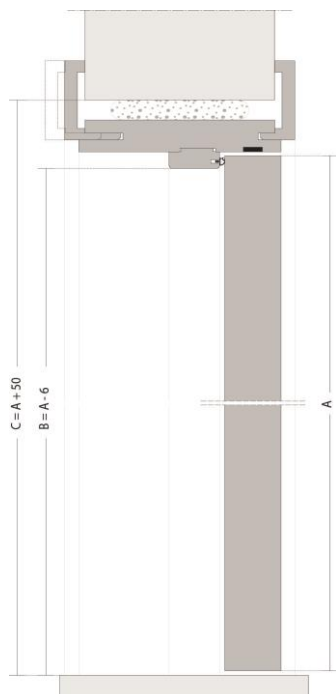
Notes: As we are constantly improving our product range, we reserve the right to make changes without prior notice.

PORTARO® FD30 AC34

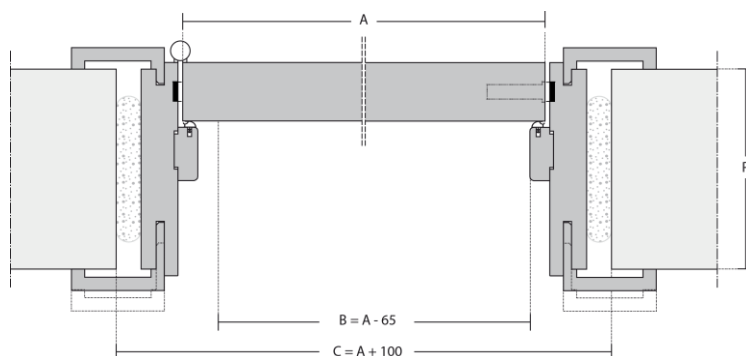
TECHNICAL SHEET

vicaima
UNEXPECTED HARMONY

VERTICAL CUT

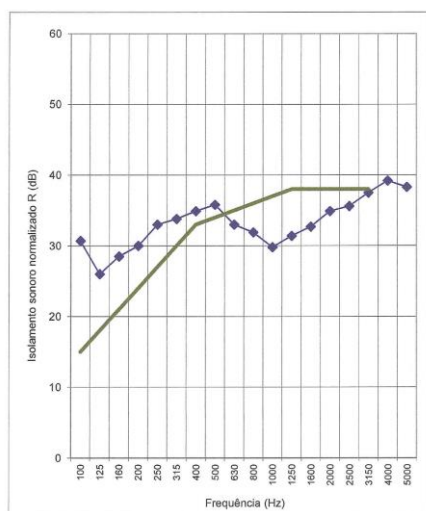


HORIZONTAL CUT



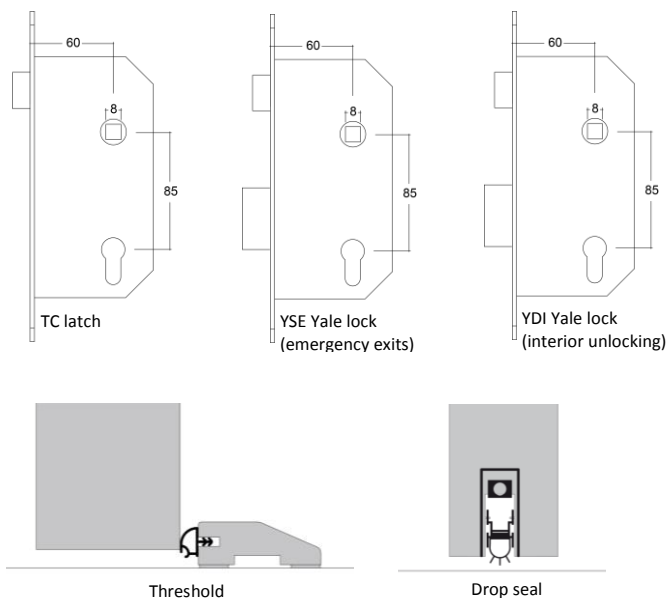
KEY

- A** – Door width / height
- B** – Effective clear width / height
- C** – Structural opening
- P** – Frame total width / height

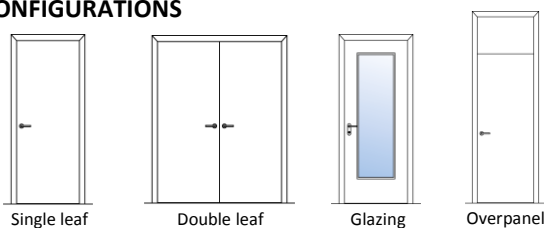


$R_w (C; C_{tr}: C_{100-5000}; C_{tr} 100-5000) = 34 (-1; -2; 0; -2)$ dB
(Resultados obtidos de acordo com a norma ISO 717-1:2013)

IRONMONGERY AND OPTIONS



CONFIGURATIONS



Notes: As we are constantly improving our product range, we reserve the right to make changes without prior notice.