

GENERAL DESCRIPTION

Door, frame and accessories with 60 min fire resistance rating.
Double leaf, overpanel and glass opening options.
Product suitable for installation in places with fire resistance requirements.

ACCREDITATION

Fire certification as per BS 476 PART 22.
FD60 rating as per BS 476 PART 22.

DOOR

Multi-layered interior high density core with characteristics as per EN 13986.
Lippings in dense wood, wood veneer, finish foil or painted to match the facing.
Thickness: 54 mm.
Available in models from the Essential, Exclusive and Classic ranges.

FRAME

MDF or MR MDF jamb, features according to EN 13986.
MDF architrave, features according to EN 13986.
Intumescent seals and strips with specifications according to performed test.
Rubber seal.

FINISHES

Naturdor® - Real wood veneer, Stained real wood veneer or SL (Straight line veneer).
Dekordor® - 3D (Embossed laminate) HD (Heavy Duty, continuous pressure laminate) or SD (Standard Duty, finish foil)
Laccor - Satin white or white lacquered

IRONMONGERY & OTHERS

Stainless steel CE marked Yale YSE lock for emergency exits.
Stainless steel CE marked Yale YDI lock with interior unlocking.
4" stainless steel CE marked hinges.

OPTIONS

Visible or invisible door closer.
Invisible hinges.
Automatic drop seal.
Eye viewer.
Anti panic bar.
Intumescent anti smoke seal.



FD60

FIRE



ANTI SMOKE

ANTI SMOKE SEAL



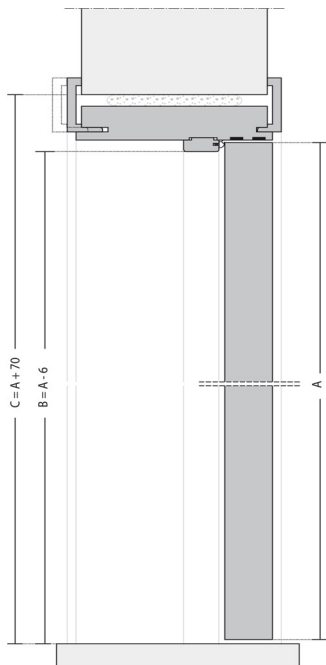
1,8 W/m² K

THERMAL
TRANSMISSION

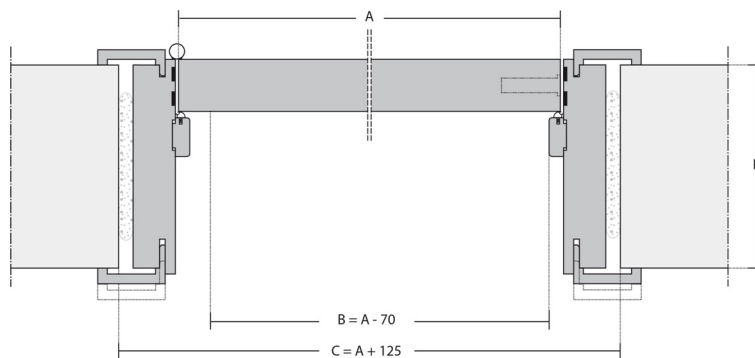


Notes: As we are constantly improving our product range, we reserve the right to make changes without prior notice.

VERTICAL CUT



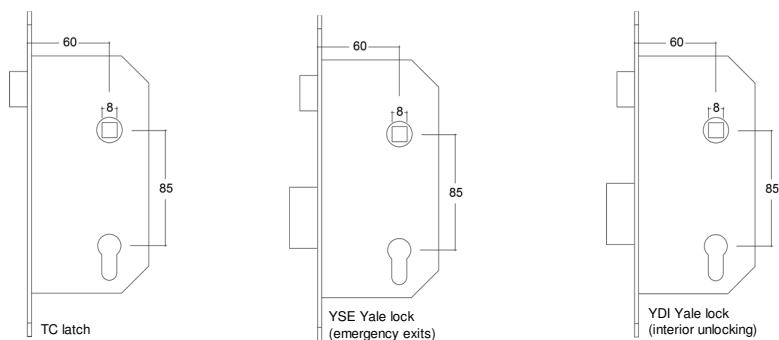
HORIZONTAL CUT



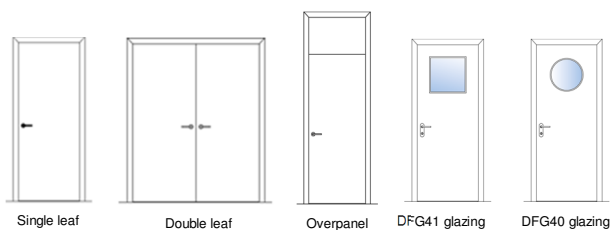
KEY

- A** – Door width / height
- B** – Effective clear width / height
- C** – Structural opening
- P** – Frame total width / height

IRONMONGERY AND OPTIONS



CONFIGURATIONS



Notes: As we are constantly improving our product range, we reserve the right to make changes without prior notice.