

GENERAL DESCRIPTION

Door, frame and accessories with 30 min fire resistance and acoustic insulation rating up to 39dB.

In this concept, the door is faced with the architrave or wall panels, creating a contemporary look.

Product suitable for installation in places with fire resistance and acoustic insulation requirements.

ACCREDITATION

Fire certification as per EN 1634-1.

EI30 rating as per EN 13501-2.

Acoustic insulation test as per ISO 10140 and rating as per ISO 717-1.

DOOR

Perimeter structure in hardwood rails and stiles, multi-layered interior, with characteristics as per EN 13986.

MDF facing, features as per standard EN 13986.

Lippings in dense wood, wood veneer, finish foil or painted to match the facing.

Thickness: 61 mm with rebate.

Available in models from the Essential and Exclusive ranges.

FRAME

Laminated jamb with plywood extension, features according to EN 13986.

Adjustable plywood architrave, features according to EN 13986.

Perimeter intumescent seals with specifications according to performed test.

FINISHES

Naturdor® - Real wood veneer, Stained real wood veneer or SL (Straight line veneer).

Dekordor® - 3D (Embossed laminate) HD (Heavy Duty, continuous pressure laminate) or SD (Standard Duty, finish foil)

Lacdor - Satin white or white lacquered

IRONMONGERY & OTHERS

Stainless steel CE marked Yale YSE lock for emergency exits.

Stainless steel CE marked Yale YDI lock with interior unlocking.

4" stainless steel CE marked hinges.

Threshold.

OPTIONS

Invisible door closer with scissor arm.

Automatic drop seal for 38dB acoustic insulation.

Eye viewer.

Anti panic bar.



FIRE

EI30



ACOUSTIC



THRESHOLD

RW39dB



DROP SEAL

RW38dB



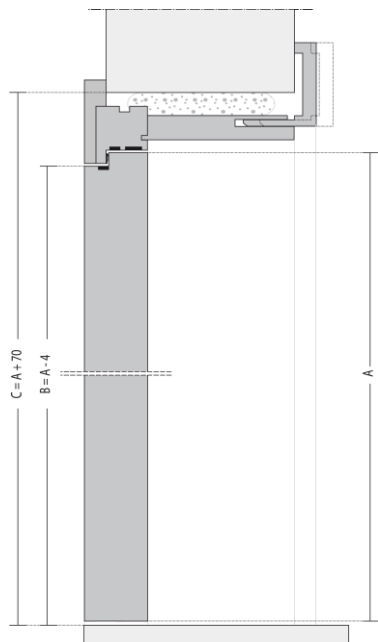
ANTI SMOKE SEAL

ANTI SMOKE

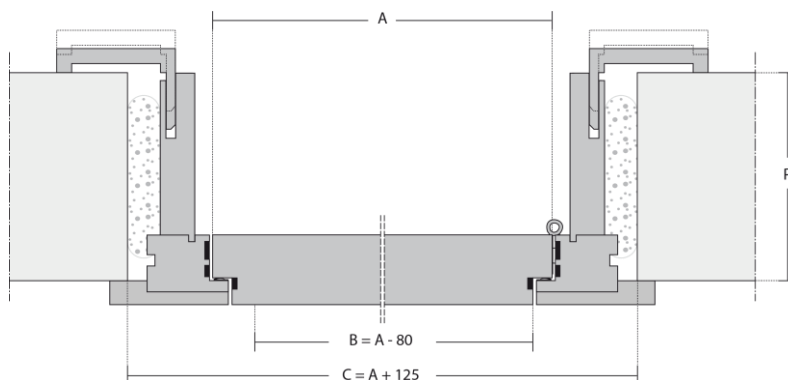


Notes: As we are constantly improving our product range, we reserve the right to make changes without prior notice.

VERTICAL CUT

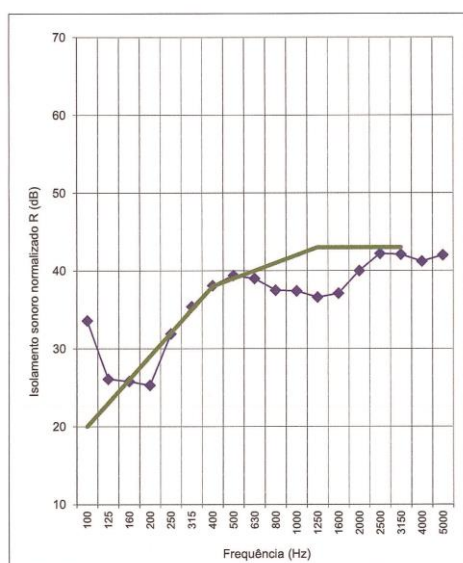


HORIZONTAL CUT



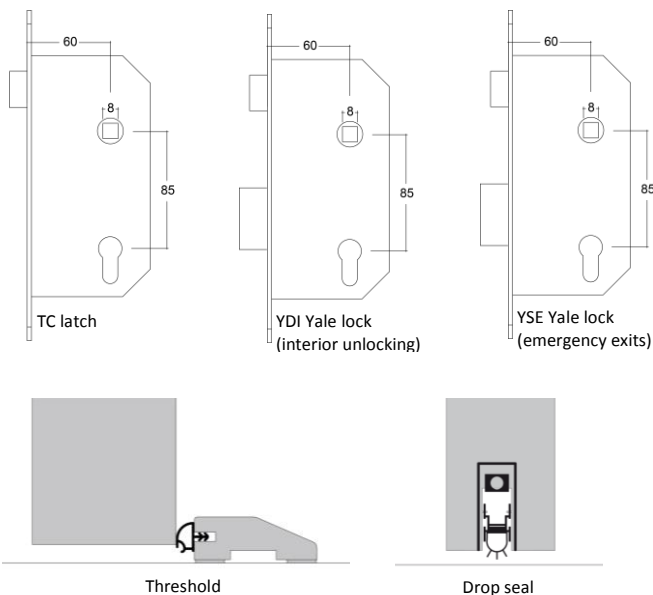
KEY

- A** – Door width / height
- B** – Effective clear width / height
- C** – Structural opening
- P** – Frame total width / height



$R_{W} (C; C_{tr}; C_{tr, 100-5000}) = 39 (-2; -4; -1; -4) \text{ dB}$

IRONMONGERY AND OPTIONS



CONFIGURATIONS



Single leaf

Notes: As we are constantly improving our product range, we reserve the right to make changes without prior notice.