



CLASSIC RANGE

vicaima 

UNEXPECTED HARMONY

New Stained
& White
Finishes

K RANGE

SHAKER STYLE

CLEAN LINES
&
DESIGN SIMPLICITY



K3100



K3200



K3300

NEW
MODEL



K3400

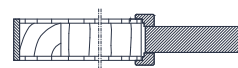


K3101

K RANGE PROFILE



Detail:



CLASSIC WITH A MODERN TWIST

The oldest style meets the newest look with the Vicaima K Range. Taking elements of shaker styling and adding innovation from a new era, has allowed the panel door to be re-born for a modern generation. The inset panels and clean lines provide a contemporary feel and new finishes allow design flexibility beyond the imagination of former ages. Available fully finished and in a choice of models to achieve complete flexibility.

Features:

- Veneered, Stained* and white finishes
- Fully finished with satin lacquer
- Available in 13 finish options
- 1, 2, 3 and 4 panel designs
- Glazed models available
- Fire and security performances available
- Portaro® matching door and frame available
- FSC® Certified

*Stained finishes are made from real crown cut ash veneer, covered with a consistent satin finish and lacquered.




FINISHES




Fresh Linen




Marina Grey




Toffee Brown




Dark Champagne




Nightfall Black



Deep Brown




Pure White




Satin White




Oak




Cherry




Maple



Sapele



Walnut



Paint Primed



FIRE

SECURITY

MOBILITY



P RANGE

GEORGIAN STYLE

RAISED AND FIELDED
PANELS



P2000



P2100



P2200



P2400

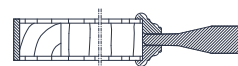


P2110

P RANGE PROFILE



Detail:



EMBRACING HARMONY AND SYMMETRY

The P Range presents a door form that refashions the elegance of Georgian styling. Manufactured with reference to the classic tradition, it incorporates raised and fielded panels and using real veneers laid to recreate stiles and rails, over a solid core construction. This range offers the height of luxury for those looking to recapture the refinement of times past. Available in a selection of single or multiple panel and glazed designs, the P Range is ideal for both new build and refurbishment.

Features:


- Real wood veneers
- Fully finished with satin lacquer
- Available in 7 veneer options
- 1, 2, 4 and 6 panel designs
- Glazed models available
- Fire and security performances available
- Portaro® matching door and frame available
- FSC® Certified



FINISHES




Oak




Cherry



Steamed Beech




Maple



Sapele



Ash



Walnut





F RANGE

VICTORIAN STYLE

FLAT PANEL DESIGN



F6100



F6200



F6400



F6600

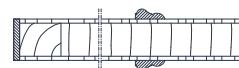


F8000

F RANGE PROFILE



Detail:



EMBODIMENT OF TRADITION

The Victorian age of quality and robust construction is recreated by the Classic F Range. Reducing the possibility of rail movement with a dependable flush construction, overlaid with quality real veneers and detailed into a panel form with the application of face mouldings. Whether trying to replicate the past or for an eclectic mix of old and modern, the F Range adds class to any interior.

Features:


- Real wood veneers
- Fully finished with satin lacquer
- Available in 7 veneer options
- 1, 2, 4 and 6 panel designs
- Glazed models available
- Fire, acoustic and security performances available
- Portaro® matching door and frame available
- FSC® Certified



FINISHES




Oak




Cherry



Steamed Beech



Maple



Sapele



Ash



Walnut



FIRE



ACOUSTIC



SECURITY



MOBILITY

CONTACTS

Vicaima Ltd

Marlowe Avenue

Greenbridge Ind. Est.

Swindon. Wiltshire SN3 3JF

T. 01793 532333

E. info@vicaima.com

www.vicaima.com

