

GENERAL DESCRIPTION	Door, frame and accessories, in a single system, easy to transport and install. Product available in a wide range of designs and finishes
DOOR	<p>Rails and stiles in softwood or engineered timber, vertical edge banded</p> <p>Honeycomb core with 2.2 kg / cm² average strength or particle board, features according to EN 13986</p> <p>Facing in MDF, features according to standard EN 13986</p> <p>Thicknesses, 35, 40 or 44mm</p>
FRAME	<p>Jamb in plywood or MDF 20mm thick, features according to EN 13986</p> <p>Optional jamb with 28mm</p> <p>Fixed and adjustable architrave in plywood or MDF, features according to EN 13986</p> <p>Compression seal</p>
FINISHES	<p>Naturdor® - real wood veneer or stained.</p> <p>Dekordor® 3D - embossed finish, vertical and horizontal</p> <p>Dekordor® HD - hard wearing laminate.</p> <p>Dekordor® SD - decorative foil.</p> <p>Lacdor - Lacquered finish with approximate RAL colour.</p>
IRONMONGERY	<p>Magnetic lock.</p> <p>3" stainless steel lift of hinge</p>
OPTIONS	<p>Magnetic bathlock</p> <p>Magnetic euro lock</p> <p>3" stainless steel hinges</p> <p>Invisible hinges (jamb with 28mm)</p> <p>Automatic drop seal</p>

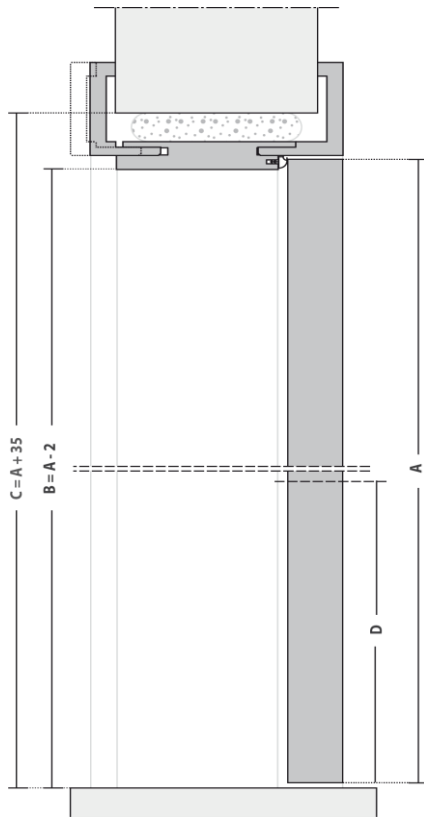
ENVIRONMENTAL BENEFITS

Recycled content, all series
FSC® Certified wood, upon

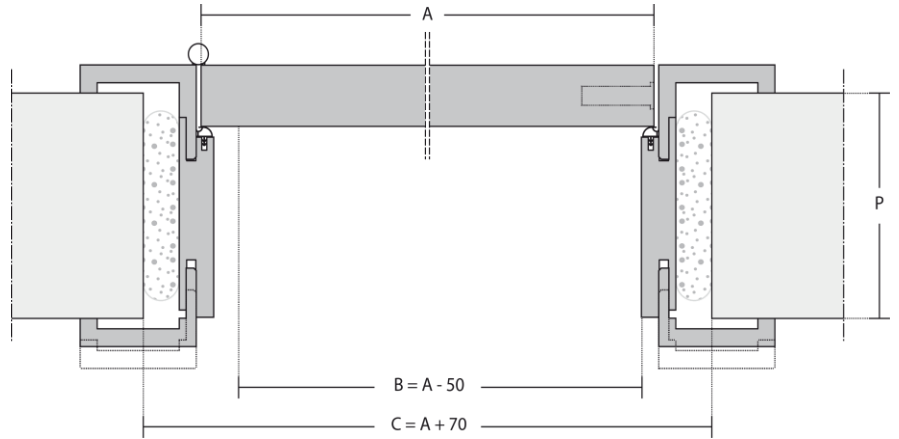


Note: Depending on product features or configurations, dimensions will vary. As we are constantly improving our product range, we reserve the right to make changes without prior notice. The guarantee certificate is an integral part of the technical data sheet, available at www.vicaima.com

VERTICAL CUT



HORIZONTAL CUT

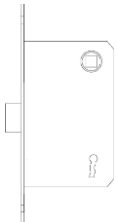


KEY

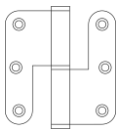
- A** - Door width / height
- B** - Effective clear
- C** - Structural opening
- D** - Handle center height
- P** - Wall thickness

D - HANDLE HEIGHT (mm)	DOOR THICKNESS (mm)	P - WALL THICKNESS / FRAME ADJUSTMENT (mm)			
		< 100	$\geq 100 \leq 110$	≥ 100	≥ 110
1000	35	[± 0]		[- 5 + 10]	
1050	40		[- 0 + 10]		[- 5 + 10]

IRONMONGERY

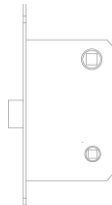


Magnetic lock

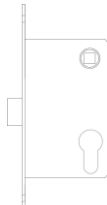


Lift of hinge

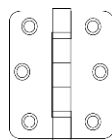
OPTIONS



Magnétic bathlock



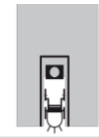
Magnétic euro lock



Ball bearing hinges



Concealed hinge



Automatic drop seal

CONFIGURATIONS



Single leaf



Double leaf



Unequal pairs



Glazing



Overpanel

Note: Depending on product features or configurations, dimensions will vary. As we are constantly improving our product range, we reserve the right to make changes without prior notice. The guarantee certificate is an integral part of the technical data sheet, available at www.vicaima.com