







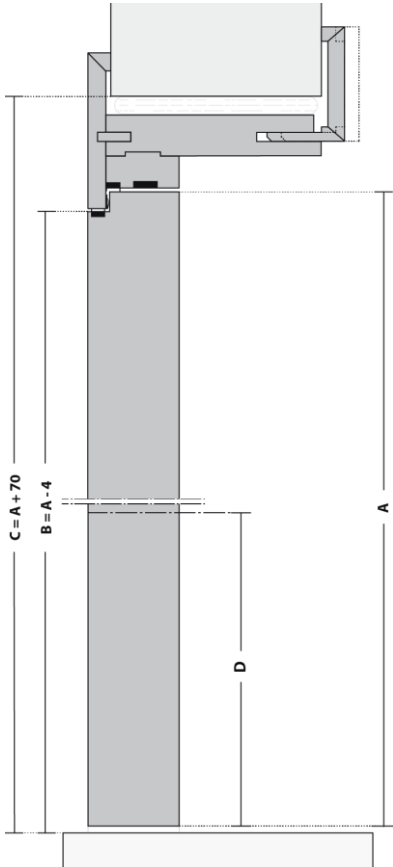


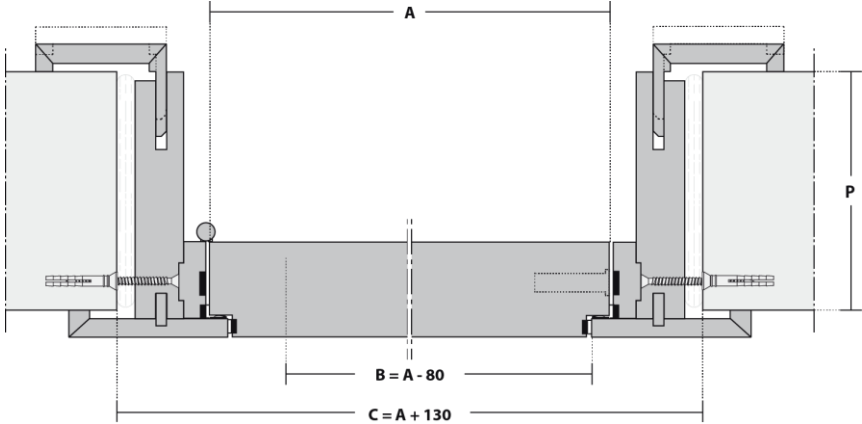
<p>GENERAL DESCRIPTION</p>	<p>Rebated door, frame and accessories with 30 min fire resistance and acoustic insulation rating up to 39dB. This solution with door flush to architrave or wall panels</p>	 EI30 <small>FIRE</small>
<p>ACCREDITATION</p>	<p>Fire certification as per EN 1634-1. EI30 rating as per EN 13501-2. Acoustic insulation test as per ISO 10140 and ISO 717</p>	 ACOUSTIC
<p>DOOR</p>	<p>Overall 61mm thick with rebated Multi-layered acoustic core Rails and stiles in hardwood, edge banded vertical and top of the door Facing in MDF, features as per standard EN 13986 Fire and acoustic seals 10x4mm</p>	 RW41dB <small>DOOR</small>
<p>FRAME</p>	<p>Jamb in high density plywood, 28mm thick, features as per standard EN 13986 Fixed architrave with 100mm Fire and acoustic seals 10x4mm Fire seals 15x4 mm Compression seal</p>	 RW39dB <small>DROP SEAL</small>
<p>FINISHES</p>	<p>Naturdor® - real wood veneer or stained Dekordor® 3D - embossed finish, vertical and horizontal design Dekordor® HD - hard wearing laminate Dekordor® SD - decorative foil Lacdor - Lacquered finish with approximate RAL colour</p>	 ANTI SMOKE <small>ANTI SMOKE SEAL</small>
<p>IRONMONGERY</p>	<p>Stainless steel CE marked look 4" stainless steel hinges with CE marking Double automatic drop seal</p>	
<p>OPTIONS</p>	<p>Concealed door closer or face mounted Recessing for electronic lock Invisible hinges Anti smoke seal</p>	
<p>ENVIRONMENTAL BENEFITS</p>	<p>Recycled content, all series FSC Certified wood, upon request</p>	<p>ACCREDITATION</p>   

Note: Depending on product features or configurations, dimensions will vary. As we are constantly improving our product range, we reserve the right to make changes without prior notice. The guarantee certificate is an integral part of the technical data sheet, available at www.vicaima.com

VERTICAL CUT



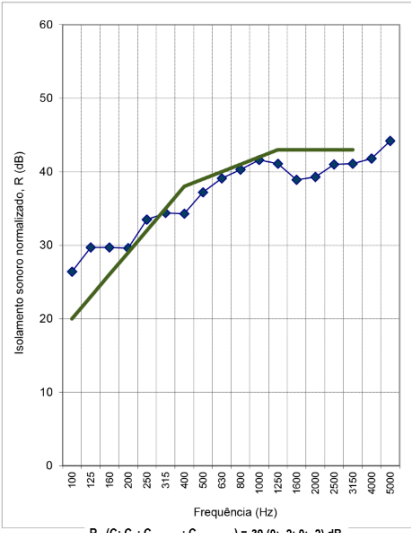
HORIZONTAL CUT



KEY

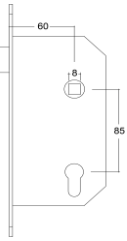
- A - Door width / height
- B - Effective clear width / height
- C - Structural opening
- D - Handle height
- P - Wall thickness

D - HANDLE HEIGHT (mm)	DOOR THICKNESS (mm)	P - WALL THICKNESS / FRAME ADJUSTMENT (mm)
1000	61	≥ 100
1050	61	[- 5 + 10]

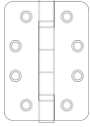


$R_w (C; C_2; C_{100-5000}; C_{2,100-5000}) = 39 (0; -2; 0; -2) \text{ dB}$


IRONMONGERY



Latch

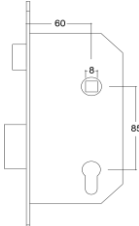


Ball bearing hinges

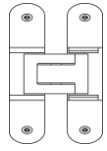


Drop seal


OPTIONS



Yale lock
YSE-emergency exits
YDI-interior unlocking




Invisible hinges.



Recessing for electronic lock.

CONFIGURATIONS



Single leaf

Note: Depending on product features or configurations, dimensions will vary. As we are constantly improving our product range, we reserve the right to make changes without prior notice. The guarantee certificate is an integral part of the technical data sheet, available at www.vicaima.com

Vicaima, SA
March 2023

Apartado 9 – 3730-953 Vale de Cambra

www.vicaima.com