







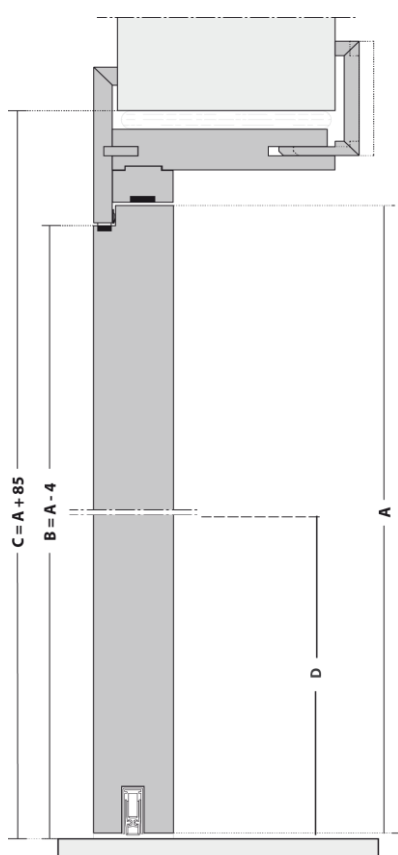


<p>GENERAL DESCRIPTION</p>	<p>Rebated door, frame and accessories with 30 min fire resistance and acoustic insulation rating up to 39dB. This solution with door flush to architrave or wall panels</p>	 <p>EI30</p> <p><small>FIRE</small></p>
<p>ACCREDITATION</p>	<p>Fire certification as per EN 1634-1 EI30 rating as per EN 13501-2 Acoustic insulation test as per ISO 10140 and ISO 717-1</p>	 <p>ACOUSTIC</p>
<p>DOOR</p>	<p>Rails and stiles in softwood, edge banded vertical and top of the door Interior multi-layered acoustic core Facing In high density chipboard, features as per standard EN 13986 Overall 47mm thick with rebate</p>	 <p>RW42dB</p> <p><small>DOOR</small></p>
<p>FRAME</p>	<p>In high density plywood or MR MDF, 28mm thick. Features as per standard EN 13986. Thicknesses over 140mm, frame with extension Fixed square architrave with 100 mm Fire seals 15x4 mm Compression seal</p>	 <p>RW39dB</p> <p><small>DROP SEAL</small></p>
<p>FINISHES</p>	<p>Naturdor® - real wood veneer or stained Dekordor® 3D - embossed finish, vertical and horizontal design Dekordor® HD - hard wearing laminate Dekordor® SD - decorative foil Lacdor - Lacquered finish with approximate RAL colour</p>	 <p>ANTI SMOKE</p> <p><small>ANTI SMOKE SEAL</small></p>
<p>IRONMONGERY</p>	<p>Stainless steel CE marked look 3" stainless steel hinges with CE marking Automatic drop seal</p>	
<p>OPTIONS</p>	<p>Door closer face mounted Recessing for electronic lock Eye viewer Fire smoke seal</p>	
<p>ENVIRONMENTAL BENEFITS</p>	<p>Recycled content, all series FSC Certified wood, upon request</p>  <p><small>FSC www.fsc.org FSC C023807 The mark of responsible forestry</small></p>	<p>ACCREDITATION</p>  

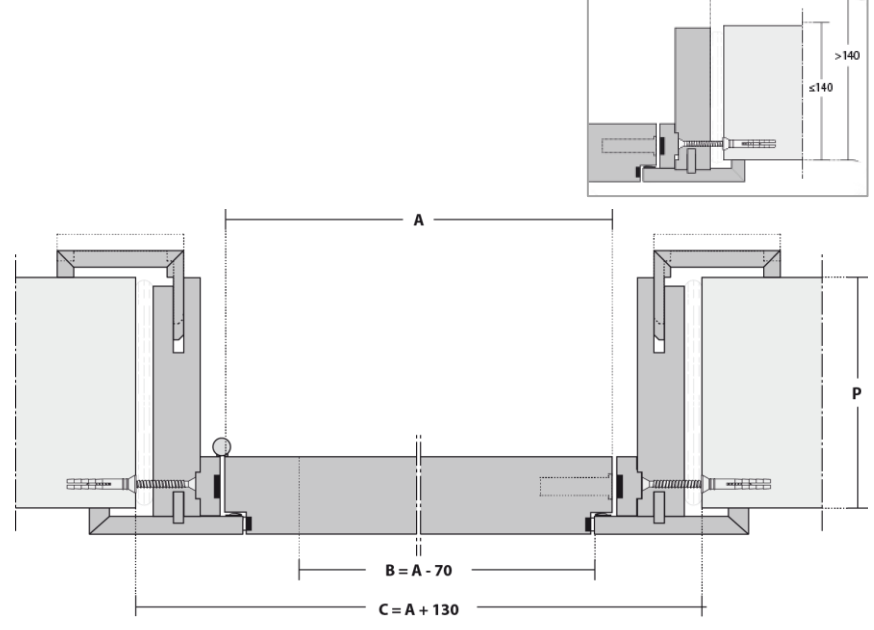
Note: Depending on product features or configurations, dimensions will vary. As we are constantly improving our product range, we reserve the right to make changes without prior notice. The guarantee certificate is an integral part of the technical data sheet, available at www.vicaima.com.

VERTICAL CUT



$C = A + 85$
 $B = A - 4$

HORIZONTAL CUT



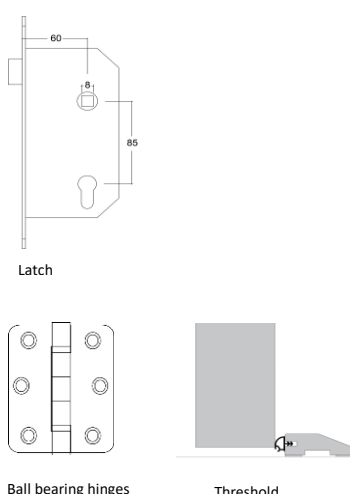
$B = A - 70$
 $C = A + 130$

KEY

- A - Door width / height
- B - Effective clear width / height
- C - Structural opening
- D - Handle height
- P - Wall thickness

D - HANDLE HEIGHT (mm)	DOOR THICKNESS (mm)	P - WALL THICKNESS / FRAME ADJUSTMENT (mm)	
		> 80 < 100	≥ 100
1000	47	[-0+10]	[-0+15]
1050			

IRONMONGERY

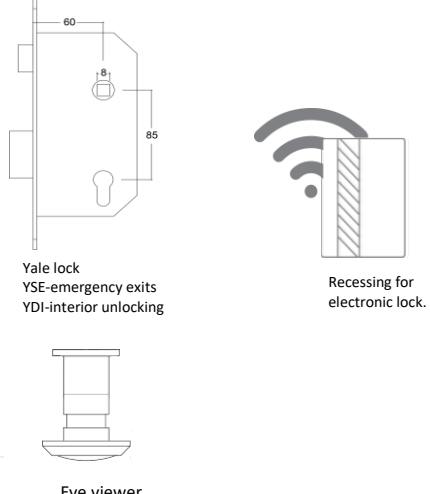


Latch

Ball bearing hinges

Threshold

OPTIONS




Yale lock
YSE-emergency exits
YDI-interior unlocking

Eye viewer

Recessing for electronic lock.

CONFIGURATIONS



Single leaf

Note: Depending on product features or configurations, dimensions will vary. As we are constantly improving our product range, we reserve the right to make changes without prior notice. The guarantee certificate is an integral part of the technical data sheet, available at www.vicaima.com.