

GENERAL DESCRIPTION

Secured by Design 30 minutes is certified for anti-intrusion, anti-burglary and resistance to fire, ensuring high levels of security for apartment entrances. This unrivalled contemporary solution which can seamlessly integrate door into full wall-width panels.

ACCREDITATION

Fire certification as per BS 476 Part 22.

FD30 rating as per BS 476 Part 22.

Anti-intrusion and anti-burglary certification according to PAS 24 and BS 6375-1.

Acoustic insulation test as per ISO 10140 and ISO 717-1.

Thermal transmission coefficient $U_D=1,8W/(m^2 \cdot ^\circ C)$ according to ISO 10077-1; ISO 10077-2.

DOOR

High density core.

Rails and stiles in hardwood, edge banded vertical and top of the door.

Facing in MDF

Fire and acoustic seals 10 x 4mm.

57mm thick with rebate.

FRAME

Frame in high density plywood, jamb 28mm thick

Steel L shaped security strip all around the perimeter of the frame.

Fixed and adjustable architrave with 100mm.

Fire seals 15 x 4mm

Compression seal

FINISHES

Naturdor® - real wood veneer or stained.

Dekordor® 3D - embossed finish design vertical and horizontal.

Dekordor® HD - hard wearing laminate.

Dekordor® SD - decorative foil.

Lacdor - Lacquered finish with approximate RAL colour.

IRONMONGERY & OTHERS

3 point locking system.

Security CE marked hinges.

Automatic drop seal.

OPTIONS

Eye viewer

Face mounted door closer.

Intumescent anti-smoke seal.



SECURITY

**SBD
SECURED
BY DESIGN**



FIRE

FD30



ACOUSTIC



DOOR

RW38dB



DROP SEAL

RW36dB



THERMAL
TRANSMISSION

1,8 W/m² K



ANTI SMOKE SEAL

ANTI SMOKE

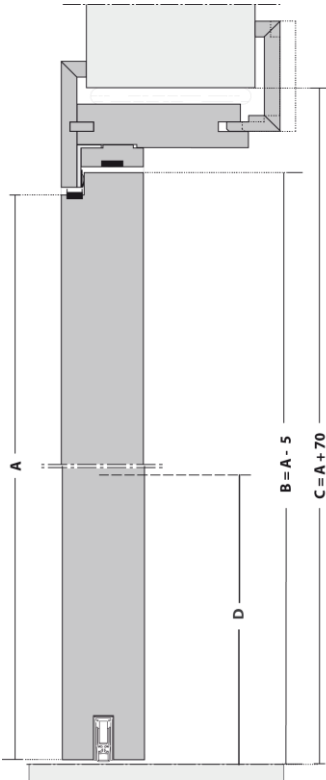


The mark of
responsible forestry

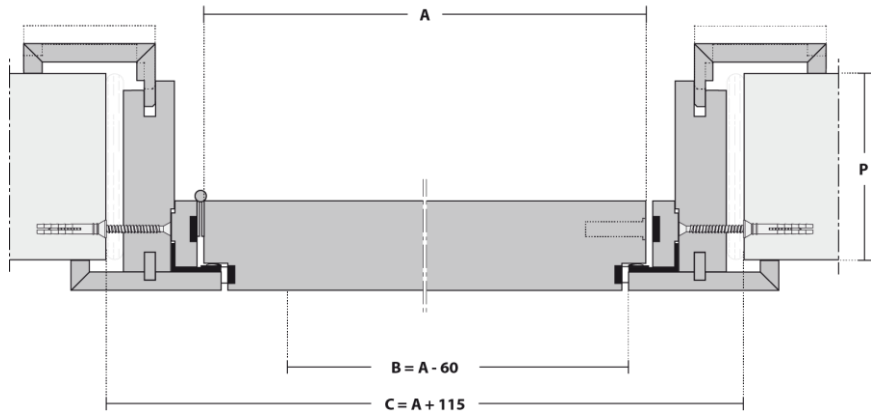
MOBILITY

Notes: Depending on product features or configurations, dimensions will vary. As we are constantly improving our product range, we reserve the right to make changes without prior notice.

VERTICAL CUT



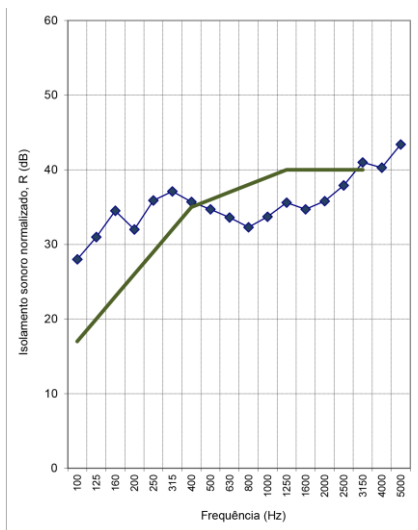
HORIZONTAL CUT



KEY

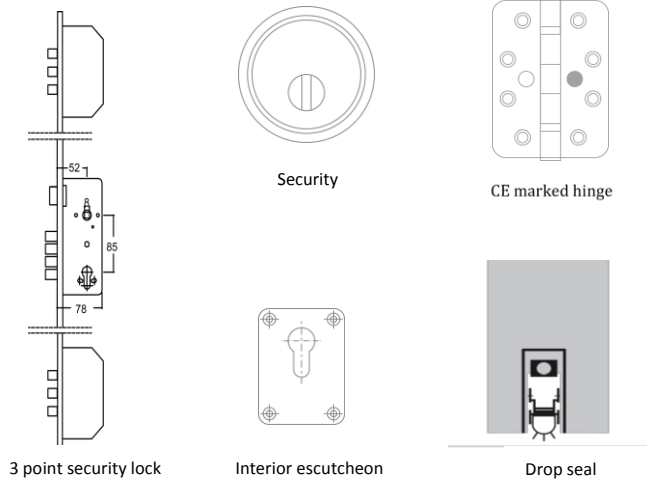
- A - Door width / height
- B - Effective clear width / height
- C - Structural opening
- D - Handle height
- P - Frame total width / height

D - HANDLE HEIGHT (mm)	DOOR THICKNESS (mm)	P - WALL THICKNESS / FRAME ADJUSTMENT (mm)
		≥ 100
1000	57	[-0+15]
1050		



R_w (C; C₁; C₁₀₀₋₅₀₀₀; C₁₂₅₋₅₀₀₀) = 36 (-1; -2; 0; -2) dB

IRONMONGERY



CONFIGURATIONS



Single leaf

Notes: Depending on product features or configurations, dimensions will vary. As we are constantly improving our product range, we reserve the right to make changes without prior notice.