

GENERAL DESCRIPTION

Secured by Design 60 minutes is certified for anti-intrusion, anti-burglary and resistance to fire, ensuring high levels of security for apartment entrances.

ACCREDITATION

Fire certification as per BS 476 Part 22.

FD60 rating as per BS 476 Part 22.

Anti-intrusion and anti-burglary certification according to PAS 23, PAS 24 and BS 6375-1.

Acoustic insulation test as per ISO 10140 and ISO 717-1.

Thermal transmission coefficient $U_D=1,8W/(m^2 \cdot ^\circ C)$ according to ISO 10077-1 and ISO 10077-2.

DOOR

High density core.

Lippings in hardwood, perimetral edge banded.

54mm thick.

FRAME

Frame in high density plywood, jamb 35mm thick, frame extension in high density plywood.

Architraves in high density plywood, adjustable on side.

Steel L shaped security strip all around the perimeter of the frame.

Fire and acoustic seals 20x4 and fire seals 15x4 mm

Fire seals 10x4mm and compression seal.

FINISHES

Naturdor® - real wood veneer or stained.

Dekodor® 3D - embossed finish design vertical or horizontal.

Dekodor® HD - hard wearing laminate.

Dekodor® SD - decorative foil.

Lacdor - Lacquered finish with approximate RAL colour.

IRONMONGERY & OTHERS

3 point locking system CE marked.

Security CE marked hinges.

Threshold and automatic drop seal

OPTIONS

Automatic drop seal for 44dB isolation

Eye viewer

Face mounted door closer.

Intumescent anti-smoke seal.



SECURITY

**SBD
SECURED
BY DESIGN**



FIRE

FD60



ACÚSTICO



DOOR

RW38dB



THRESHOLD
AND DROP SEAL

RW36dB



DROP SEAL

RW35dB



THERMAL
TRANSMISSION

1,8 W/m² K



ANTI SMOKE SEAL

ANTI SMOKE



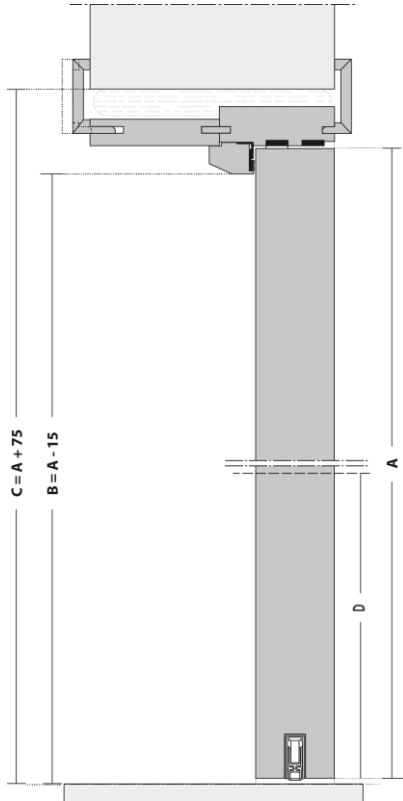
The mark of
responsible forestry



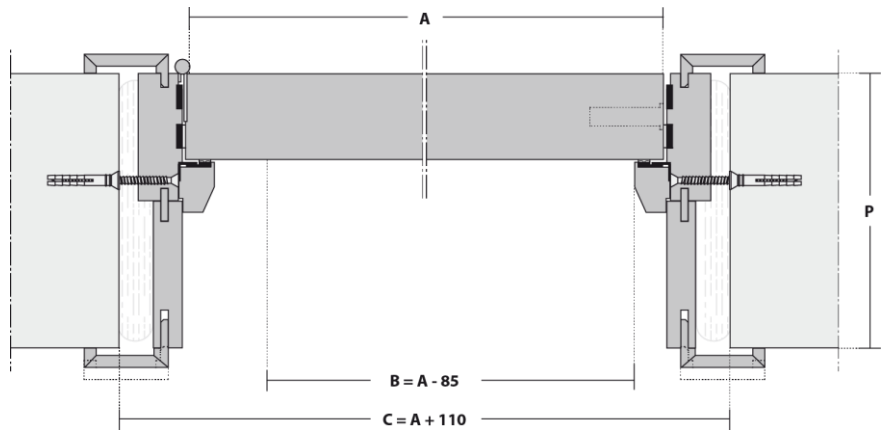
MOBILITY

Notes: Depending on product features or configurations, dimensions will vary. As we are constantly improving our product range, we reserve the right to make changes without prior notice.

VERTICAL CUT



HORIZONTAL CUT



KEY

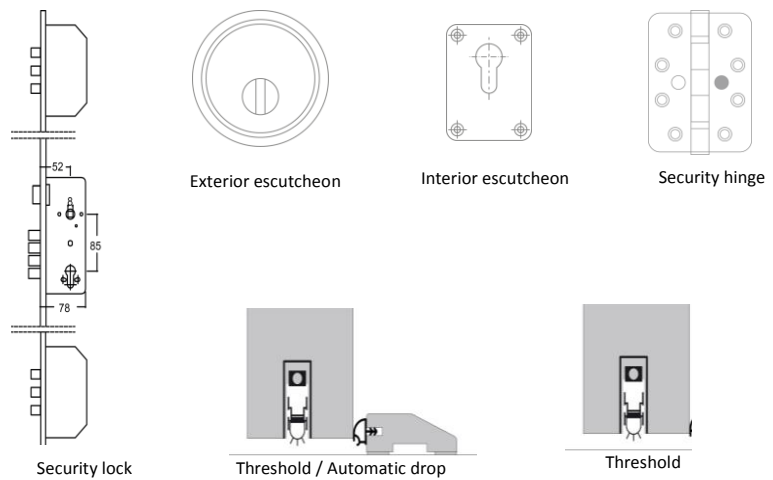
- A - Door width / height
- B - Effective clear width / height
- C - Structural opening
- D - Handle height
- P - Wall thickness

D - HANDLE HEIGHT (mm)	DOOR THICKNESS (mm)	P - WALL THICKNESS / FRAME ADJUSTMENT (mm)
1000	54	≥ 100
1050		[- 5 + 10]



$R_w (C; C_{tr}; C_{100-5000}; C_{125,100-5000}) = 36 (-1; -2; 0; -2) \text{ dB}$

IRONMONGERY



CONFIGURATIONS



Single leaf

Notes: Depending on product features or configurations, dimensions will vary. As we are constantly improving our product range, we reserve the right to make changes without prior notice.