

GENERAL DESCRIPTION

This system is distinguished by its versatility and space optimization. This product includes, door, frame and concealed sliding system

DOOR

Rails and stiles in softwood or engineered timber, vertical edge banded
Hollow core or solid core
Facing in MDF, features according to standard EN 13986
Overall 35 and 40mm thick

FRAME

Frame in plywood or MDF 20mm thick, features according to EN 13986
Architraves adjustable on side with 80mm thick
Brush seal and compression seal
The structure for fixing the frame to the wall must be robust in order to ensure the correct fixing of the screws

FINISHES

Naturdor® - real wood veneer or stained
Dekordor® 3D - embossed finish, vertical and horizontal design
Dekordor® HD - hard wearing laminate
Dekordor® SD - decorative foil
Lacdor - Lacquered finish with approximate RAL colour

IRONMONGERY

Concealed sliding system
Bottom door guide

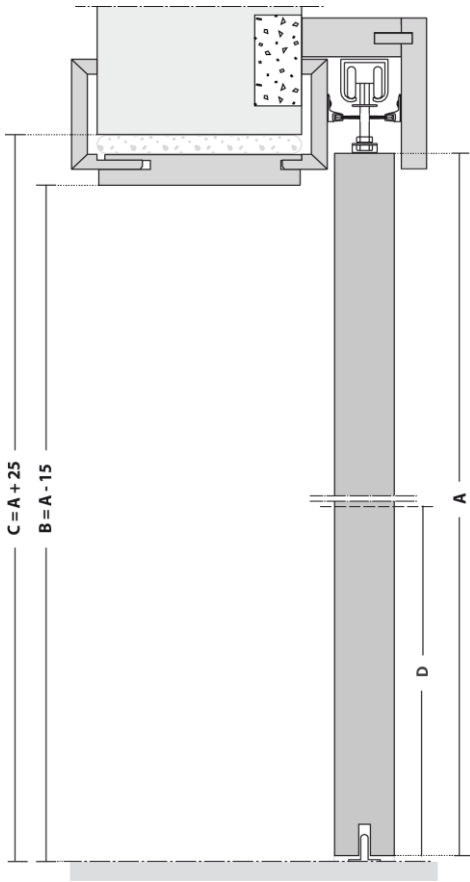
OPTIONS

Lipping handle
Door handle
Latch with thumb-turn
Euro sash lock

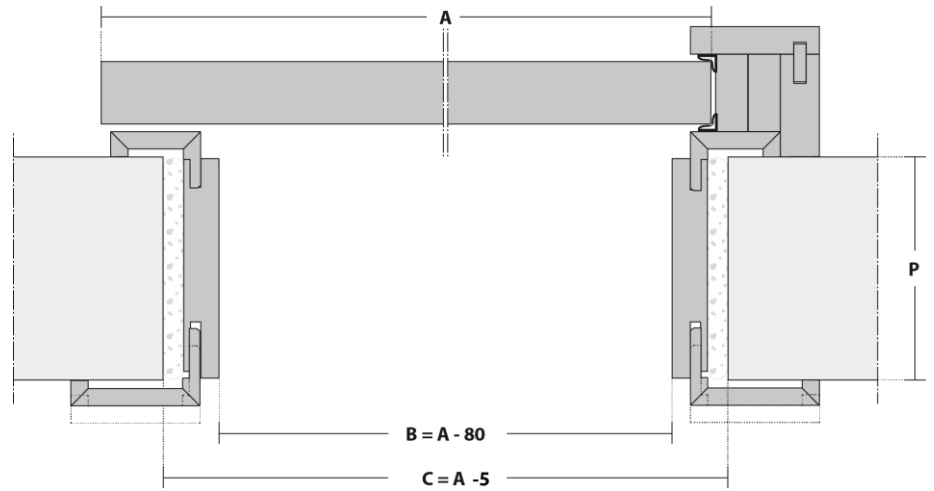


Notes: Depending on product features or configurations, dimensions will vary. As we are constantly improving our product range, we reserve the right to make changes without prior notice. The guarantee certificate is an integral part of the technical data sheet, available at www.vicaima.com.

VERTICAL CUT



HORIZONTAL CUT

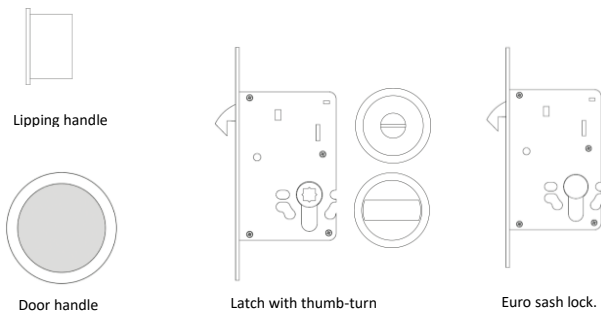


KEY

- A - Door width / height
- B - Effective clear width / height
- C - Structural opening
- D - Handle height
- P - Wall Thickness

D - HANDLE HEIGHT (mm)	DOOR THICKNESS (mm)	P - WALL THICKNESS / FRAME ADJUSTMENT (mm)
		≥ 80
1000	35	[- 5 + 10]
1050	40	

OPTIONS



CONFIGURATIONS



Notes: Depending on product features or configurations, dimensions will vary. As we are constantly improving our product range, we reserve the right to make changes without prior notice. The guarantee certificate is an integral part of the technical data sheet, available at www.vicaima.com.