

# EASY - SLIDING DOORS

TECHNICAL SHEET

## GENERAL DESCRIPTION

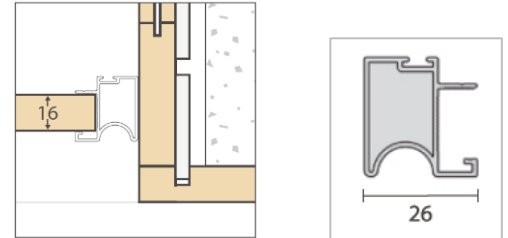
Versatile, the Easy Range reflects a practical concept with specific configuration options and accessories.

## FINISHES

Wooden chipboard with laminate faces. Easy to clean, scratch and stain resistant panel, it is available in plain colours and wood patterns.

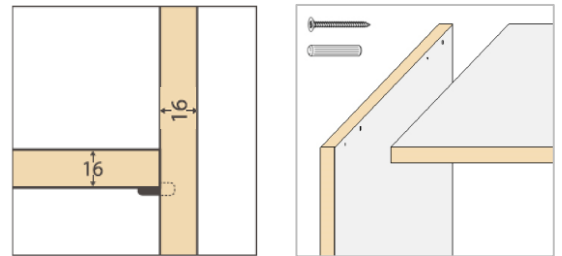
## DOOR

Chipboard, according to EN 13986  
 Thickness: 16mm thick  
 Handle: rounded perimeter with aluminium colour  
 Height: minimum 1800mm | maximum 2500mm  
 Width: minimum: 700mm | maximum 1050mm



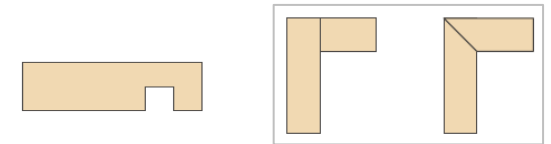
## INTERIOR

Chipboard, according to EN 13986  
 Division panel, top, bottom, side: 16mm thick, edge banded 1 side, with pre-drilling and screw fixing  
 Luggage shelf : 16mm, edged banded 1 side, with pre-drilling and screw fixing  
 Shelves: 16mm thick, perimetral edge banded, pre-drilled for 64mm upper or lower shift including bracket  
 Lipping: 0,4mm with matching colour pvc  
 Wardrobe back in chipboard with 10mm thick, with top fixing.



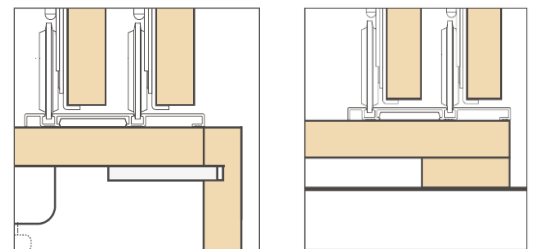
## ARCHITRAVES

Chipboard, according to EN 13986  
 Thickness: 16mm | Width: 60 / 70 / 80mm  
 Optional: mitre or butt joint finish



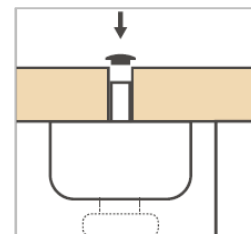
## SKIRTING

Chipboard, according to EN 13986  
 Lipping: 0,4mm matching colour pvc  
 Thickness: 16mm  
 Width: 16 / 60 / 70 / 80mm



## BASE LEVELLER

Circular leveller with  $\varnothing$  48mm, interior and exterior regulation  
 Height: 45mm  
 Regulation: [- 0 + 15 mm]  
 For skirting boards over 60mm high, appropriate sized support wedges should be used.



Notes: Depending on product features or configurations, dimensions will vary. As we are constantly improving our product range, we reserve the right to make changes without prior notice. The guarantee certificate is an integral part of the technical data sheet, available at [www.vicaima.com](http://www.vicaima.com)

# EASY - SLIDING DOORS

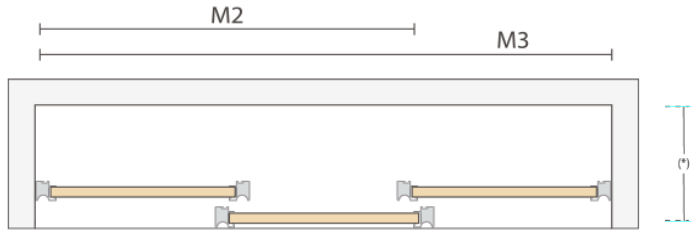
TECHNICAL SHEET

## DRAWER MODEL

Chipboard, according to EN 13986  
 Side and bottom panels: 16mm thick  
 Drawer front: 16mm thick.  
 Bottom drawer: 10mm thick.



## TYPE - NUMBER OF DOORS



## (\*)INTERIOR DEPTH - PANEL + BACK (mm)

INTERIOR DEPTH (BUILDING)	ARCHITRAVE TYPE	INTERIOR DEPTH (*)
550 to 599	Overlapping	520
600 to 649	Architrave, architrave flush with wall	570
650 to 699	architrave flush with wall	620
700 to 749	Frame flush with wall	670

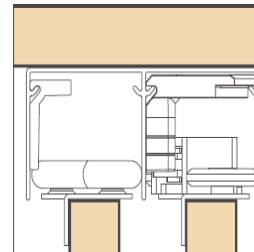
## HANGING RAIL AND SUPPORTS

Aluminium colour oval hanging rail, 30x15mm.  
 Aluminium colour rail end supports, with pre-drilling to fix the side panels  
 Aluminium colour central support, applied in the centre in 2 and 3 models, in the centre.



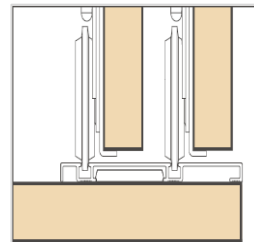
## SUPERIOR SLIDING SYSTEM

Matt anodized top sliding kit



## INFERIOR SLIDING SYSTEM

Anodised finish lower rail  
 Bottom sliding kit



## DRAWER RUNNER SLIDES

Aluminium colour finish



Notes: Depending on product features or configurations, dimensions will vary. As we are constantly improving our product range, we reserve the right to make changes without prior notice. The guarantee certificate is an integral part of the technical data sheet, available at [www.vicaima.com](http://www.vicaima.com)