

GENERAL DESCRIPTION

The Portaro® concept integrates door, frame and ironmongery in a single piece. This versatile system, with a wide range of design and finishes, is ideal for an elegant and distinct interior decoration.

DURABILITY

Tested to heavy duty BS EN 1192/DD171

DOOR

Overall 35/40 mm thickness

Toughened cellular core thermo-hardened at 130 °C, giving it a resistance to a pressure of 3kg cm²

Single stiles 20mm (nominal) softwood or engineered timber at our discretion each edge FSC

Single rails 20mm (nominal) softwood FSC top and bottom of the door

Lock blocks both sides 270 x 105mm central in height

Substrate with 3.1mm (nominal) MDF-controlled material internal quality, or hardboard at our discretion

Vertical edge banded

FRAME

Frame in MDF, jamb 28mm thick

Architraves 70x20mm, adjustable one side

FINISHES

Naturdor® - Real wood veneer, Stained real wood veneer

Dekordor® 3D - Embossed grain effect finish

Dekordor® HD - Heavy duty, Continuous Pressure Laminate (CPL)

Dekordor® SD - Standard Duty, finish foil

Lacdor - Satin white or white lacquered

IRONMONGERY & OTHERS

Stainless steel CE marked, hinges

Stainless steel CE marked latch, bathlock

OPTIONS

Compression seal

Double leaf with square meeting stiles

Overpanels

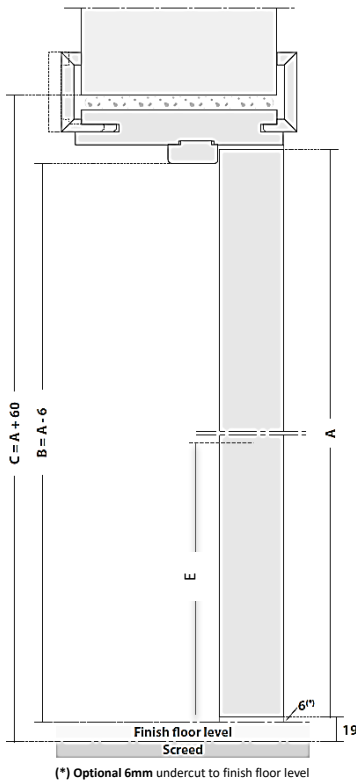
Oversized doors and frames

Handle

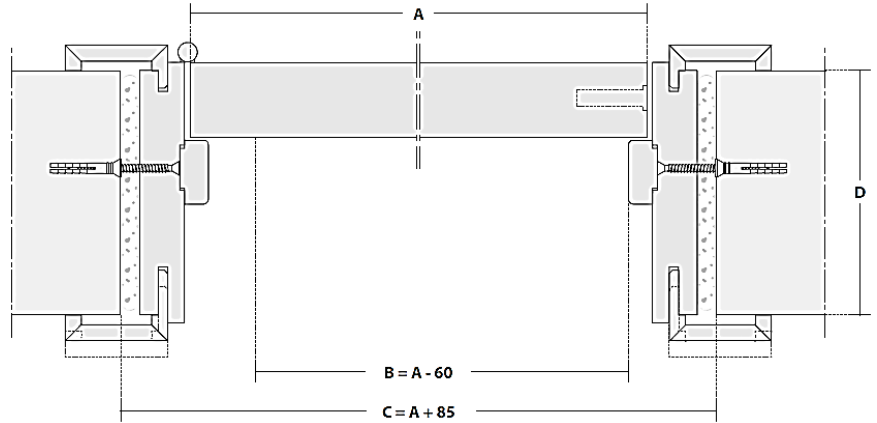


Notes: Depending on product features or configurations, dimensions will vary. As we are constantly improving our product range, we reserve the right to make changes without prior notice. The guarantee certificate is an integral part of the technical data sheet, available at www.vicaima.com.

VERTICAL CUT



HORIZONTAL CUT



KEY

- A - Door width / height
- B - Effective clear width / height
- C - Structural opening
- D - Wall thickness
- E - Handle height

E - Handle Height (mm)	Door Thickness (mm)	D - Wall Thickness / Frame Adjustment (mm)
		> 77
1000	35 / 40	[-5 + 10]

Notes: Dimensions in millimetres.

(B) Effective clear width/height, calculated considering door opened to 95° excluding the handle dimension. Depending on product features or configurations, dimensions will vary.

(*) Standard undercut is 19mm. Optional undercut 6mm for frame/architrave to floor level.

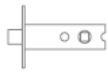
IRONMONGERY

STANDARD

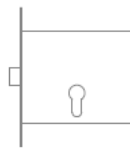
OPTIONS



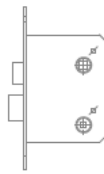
Hinge stainless steel



TLS latch



Euro deadlock



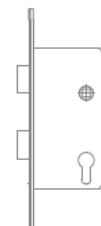
Bathlock



Concealed hinges



Magnetic latch



Euro sash lock

CONFIGURATION OPTIONS



Single leaf



Double leaf



Unequal pairs



Overpanel

Notes: Depending on product features or configurations, dimensions will vary. As we are constantly improving our product range, we reserve the right to make changes without prior notice. The guarantee certificate is an integral part of the technical data sheet, available at www.vicaima.com.