

## GENERAL DESCRIPTION

The Portaro® concept integrates door, frame and ironmongery in a single piece. This versatile system, with a wide range of design and finishes, is ideal for an elegant and distinct interior decoration.

## DURABILITY

Tested to heavy duty BS EN 1192/DD171

## DOOR

Overall 35/40 mm thickness

Solid core in particle board

Single stiles 22mm (nominal) softwood or engineered timber at our discretion each edge FSC

Single rails 33mm (nominal) softwood FSC top and bottom of the door

Substrate with 3.1mm (nominal) MDF-controlled material internal quality, or hardboard at our discretion

Vertical edge banded

## FRAME

Frame in MDF, jamb 28mm thick

Architraves 70x20mm, adjustable one side

## FINISHES

Naturdor® - Real wood veneer, Stained real wood veneer

Dekordor® 3D - Embossed grain effect finish

Dekordor® HD - Heavy duty, Continuous Pressure Laminate (CPL)

Dekordor® SD - Standard Duty, finish foil

Lacdor - Satin white or white lacquered

## IRONMONGERY & OTHERS

Stainless steel CE marked, hinges

Stainless steel CE marked latch, bathlock

## OPTIONS

Compression seal

Double leaf with square meeting stiles

Overpanels

Oversized doors and frames

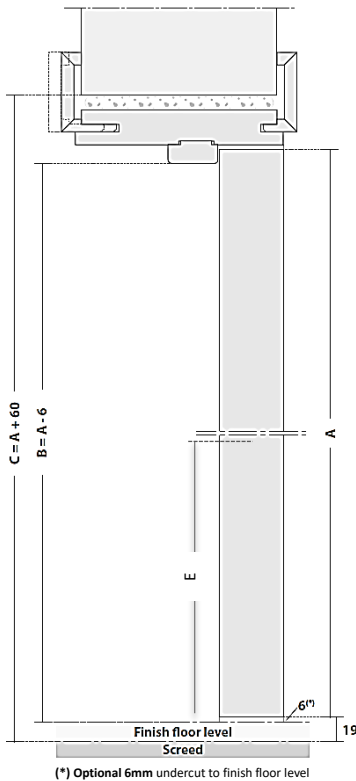
Glazing apertures

Handle

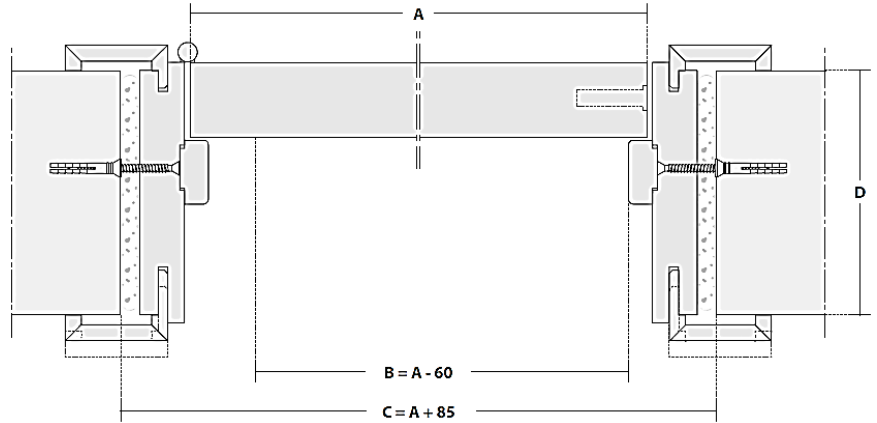


Notes: Depending on product features or configurations, dimensions will vary. As we are constantly improving our product range, we reserve the right to make changes without prior notice. The guarantee certificate is an integral part of the technical data sheet, available at [www.vicaima.com](http://www.vicaima.com).

## VERTICAL CUT



## HORIZONTAL CUT



### KEY

- A - Door width / height
- B - Effective clear width / height
- C - Structural opening
- D - Wall thickness
- E - Handle height

E - Handle Height (mm)	Door Thickness (mm)	D - Wall Thickness / Frame Adjustment (mm)
		> 77
1000	35 / 40	[-5 + 10]

Notes: Dimensions in millimetres.

(B) Effective clear width/height, calculated considering door opened to 95° excluding the handle dimension. Depending on product features or configurations, dimensions will vary.

(\*) Standard undercut is 19mm. Optional undercut 6mm for frame/architrave to floor level.

## IRONMONGERY

### STANDARD

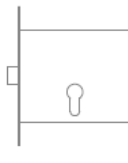
### OPTIONS



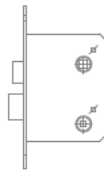
Hinge stainless steel



TLS latch



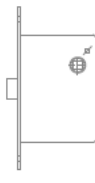
Euro deadlock



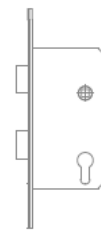
Bathlock



Concealed hinges



Magnetic latch



Euro sash lock

## CONFIGURATION OPTIONS



Single leaf



Double leaf



Unequal pairs



Glazing



Overpanel

Notes: Depending on product features or configurations, dimensions will vary. As we are constantly improving our product range, we reserve the right to make changes without prior notice. The guarantee certificate is an integral part of the technical data sheet, available at [www.vicaima.com](http://www.vicaima.com).