

PORTARO® FD30(S) MK2

FIRE DOOR
TECHNICAL SHEET

vicaima
UNEXPECTED HARMONY

FIRE RATING

Fire rated but with optional fire/smoke seals FD30(S) if required. Solution integrating door, frame and ironmongery, tested by accredited laboratories for 30 minutes fire resistance, in accordance with BS 476 Part 22:1987 and EN 1634-1 (EN 13501-2 classification) standards.

U-VALUE

1.8 W/(m².K) as per EN 10077-1

DURABILITY

Tested to severe duty BS EN 1192/DD171

DOOR

Overall 44 mm thick. Solid core in particle board

Single stile 33mm (nominal) softwood each edge FSC

Two number rails 70mm (nominal) in total, softwood FSC top and bottom of the door

Substrate with 3.2mm MDF-controlled material internal quality, or hardboard at our discretion

Vertical edge banded as standard

FRAME

Frame in MDF, jamb 28mm thick

Architraves 70x20mm, adjustable one side

Fire seals 15x4mm

FINISHES

Naturdor® - Real wood veneer, Stained real wood veneer

Dekordor® 3D - Embossed grain effect finish

Dekordor® HD - Heavy Duty, continuous pressure laminate (CPL)

Dekordor® SD - Standard Duty, finish foil

Laccdor - Satin white or white lacquered

IRONMONGERY & OTHERS

Stainless steel CE marked, hinges

Stainless steel CE marked latch, bathlock

OPTIONS

Fire, smoke and acoustic seals 15x4mm

Automatic drop seal. Compression seal

Double leaf with square meeting stiles

Overpanels available

Factory glazed, max 1.2 m² total area. Glazed 7mm clear glass.

Air transfer grills. Oversized doors and frames

Concealed door closer. Recessing for electronic lock. Handle

PACKAGING

Cardboard one side and polythene wrapped



FD30



1.8/(m².K)

OPTIONAL



ANTI SMOKE

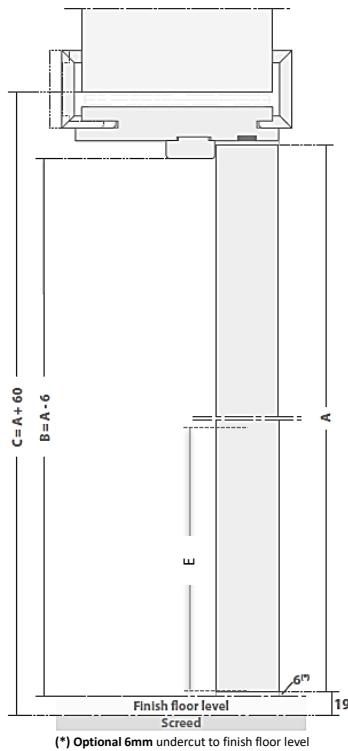


Note: Depending on product features or configurations, dimensions will vary. As we are constantly improving our product range, we reserve the right to make changes without prior notice. The guarantee certificate is an integral part of the technical data sheet, available at www.vicaima.com.

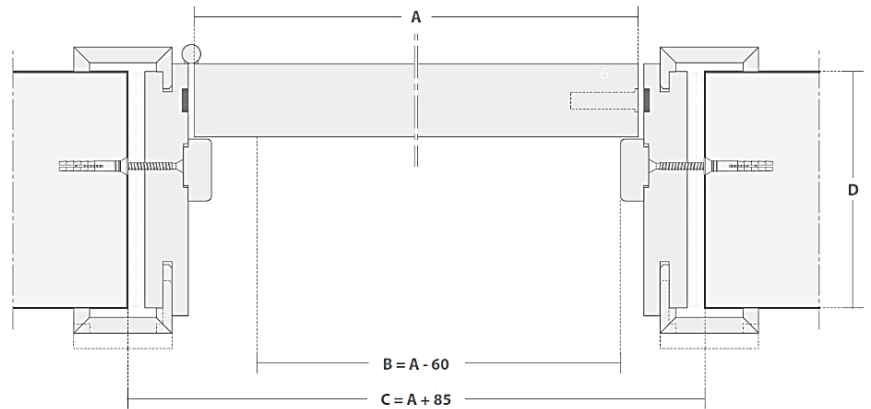
PORTARO® FD30(S) MK2

FIRE DOOR
TECHNICAL SHEET

VERTICAL CUT



HORIZONTAL CUT



KEY

- A - Door width / height
- B - Effective clear width / height
- C - Structural opening
- D - Wall thickness
- E - Handle height

E - Handle Height (mm)	Door Thickness (mm)	D - Wall Thickness / Frame Adjustment (mm)
1000	44	≥ 77 [-5 + 10]

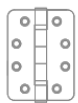
Notes: Dimensions in millimetres.

(B) Effective clear width/height, calculated considering door opened to 95° excluding the handle dimension. Depending on product features or configurations, dimensions will vary.

(*) Standard undercut is 19mm. Optional undercut 6mm for frame/architrave to floor level.

IRONMONGERY

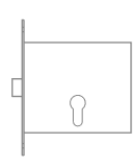
STANDARD



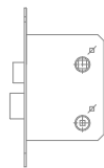
Hinge stainless steel



TLS latch



Euro Deadlock

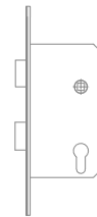


Bathlock

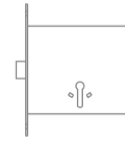
OPTIONS



Concealed hinges



Euro sash lock



FB2 lock



Recessing for electronic lock

CONFIGURATIONS



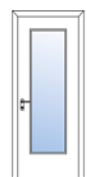
Single leaf



Double leaf



Overpanel



Glazing

Note: Depending on product features or configurations, dimensions will vary. As we are constantly improving our product range, we reserve the right to make changes without prior notice. The guarantee certificate is an integral part of the technical data sheet, available at www.vicaima.com.